

# KMR 2 Series Microminiature SMT Top Actuated



## Features/Benefits

- Long Life version
- 4 actuation forces
- Optional ground pin
- Ultra low current capabilities
- Excellent tactile feel

## Typical Applications

- Automotive
- Cellular phones
- Industrial electronics
- Medical equipment



Tactile Switches

## Specification

FUNCTION: momentary action  
CONTACT ARRANGEMENT: 1 make contact = SPST, N.O.  
TERMINALS: Gullwing type for SMT

## Mechanical

Type G and NG (except gold version G only) See description below	Operating force N (grs)	Operating life (cycles)	Travel (mm)
KMR211 LFS	1.2 (120) ± 0.30	200 000	0.20 mm ± 0.1
KMR213 LFG	1.2 (120) ± 0.30	200 000	0.20 mm ± 0.1
KMR221 LFS	2.0 (200) ± 0.50	200 000	0.25 mm ± 0.1
KMR223G LFG	2.0 (200) ± 0.50	200 000	0.25 mm ± 0.1
KMR231 LFS	3.0 (300) ± 0.75	150 000	0.25 mm ± 0.1
KMR233G LFG	3.0 (300) ± 0.75	150 000	0.25 mm ± 0.1
KMR231 ULC LFS	3.0 (300) ± 0.75	150 000	0.25 mm ± 0.1
KMR232 LFS	3.0 (300) ± 0.75	300 000	0.25 mm ± 0.1
KMR232 ULC LFS	3.0 (300) ± 0.75	300 000	0.25 mm ± 0.1
KMR241 LFS	4.0 (400) ± 1.00	100 000	0.30 mm ± 0.1
KMR243G LFG	4.0 (400) ± 1.00	100 000	0.30 mm ± 0.1
KMR241 ULC LFS	4.0 (400) ± 1.00	100 000	0.30 mm ± 0.1
KMR242 LFS	4.0 (400) ± 1.00	200 000	0.30 mm ± 0.1
KMR242 ULC LFS	4.0 (400) ± 1.00	200 000	0.30 mm ± 0.1

TACTILE FEELING: for KMR 2 series: ≥ 30% (1.2N at 20%)

## Electrical

	Silver	Gold
MAXIMUM POWER:	1 VA	0.2 VA
MAXIMUM VOLTAGE:	32 VDC	32 VDC
MINIMUM VOLTAGE:	20 mVDC	20 mVDC
MAXIMUM CURRENT:	50 mA	10 mA
MINIMUM CURRENT:	1 mA*	1 mA*
DIELECTRIC STRENGTH:	≥ 250 Vrms	
CONTACT RESISTANCE:	≤ 100 mΩ	
INSULATION RESISTANCE:	≥ 1GΩ	
BOUNCE TIME:	≤ 3 ms	

\*For ULC version minimum current is 1µA at 1.8 VDC

## Environmental

	Silver	Gold
OPERATING TEMPERATURE:	-40°C to 85°C	-40°C to 125°C
STORAGE TEMPERATURE:	-55°C to 85°C	-55°C to 125°C

## Process

Infrared Reflow Soldering in accordance with IEC61760-1

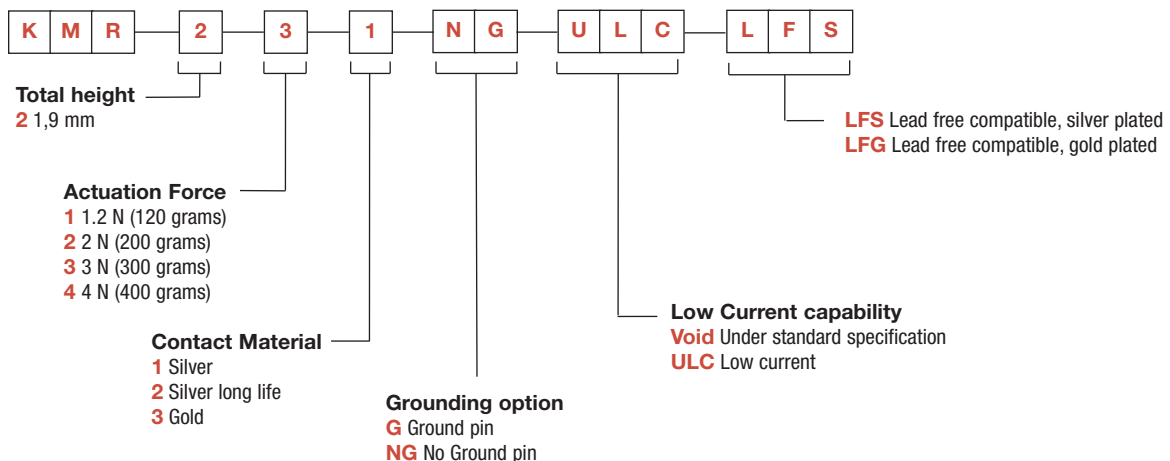
## Packaging

In reels of 7,000 pieces for KMR 2  
External diameter 330 mm ± 2 mm

**NOTE:** Specifications listed above are for switches with standard options.  
For information on specific and custom switches, consult Customer Service Center.

## Part Number Description

For any part number different from those listed above, please consult your local representative.



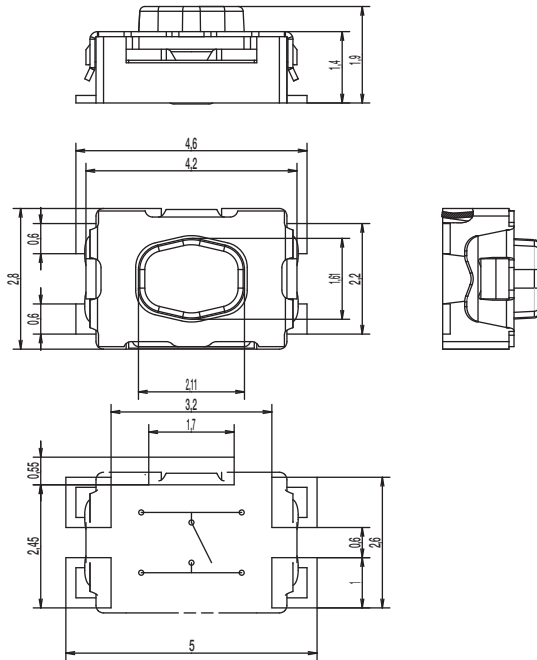
# KMR 2 Series Microminiature Tact Switch for SMT

KMR 2 Series - 1.9 mm height

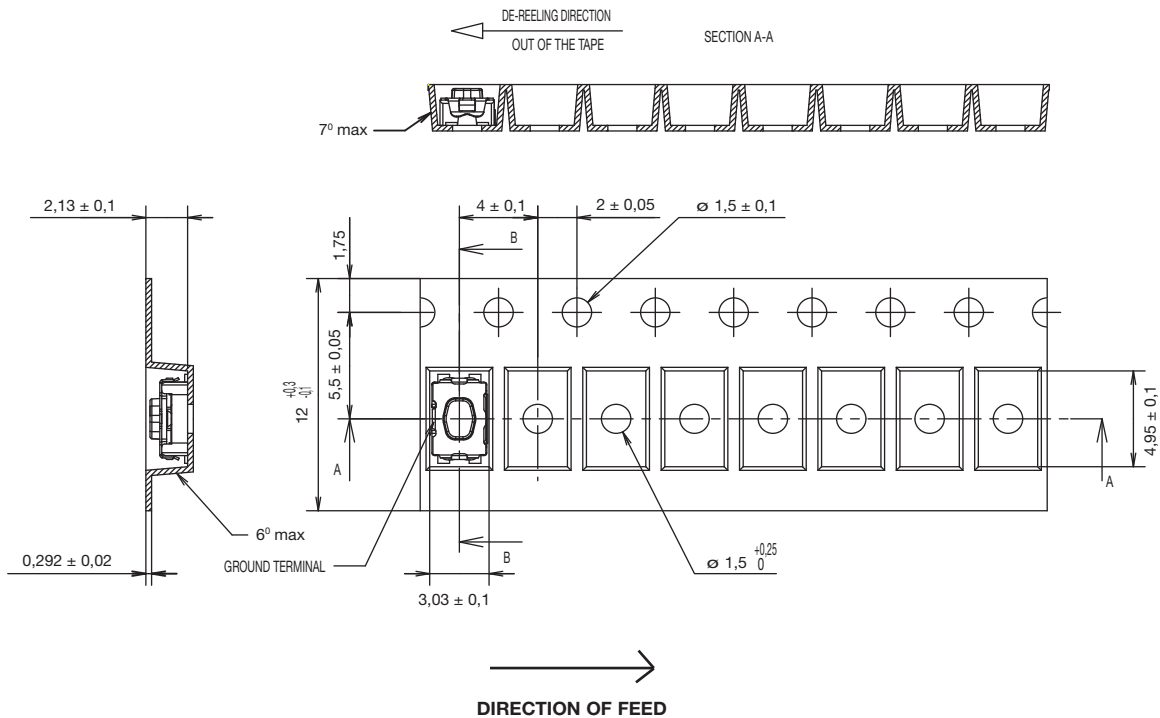
PCB layout shown with ground pin option

B

Tactile Switches



## TAPE & REEL



First Angle  
Projection

Dimensions are shown: mm  
Specifications and dimensions subject to change



9 aug 12

B-10

www.ck-components.com